

For your safety, never trim trees near power lines yourself!

BUSINESS REPLY MAIL
FIRST-CLASS MAIL PERMIT NO. 20 JOPLIN, MO

POSTAGE WILL BE PAID BY ADDRESSEE

VEGETATION MANAGEMENT
EMPIRE DISTRICT ELECTRIC CO
PO BOX 127
JOPLIN MO 64802-9932

NO POSTAGE
NECESSARY
IF MAILED
IN THE
UNITED STATES

Tree Planting Tips

Tree Planting

Whether it's Spring, Summer, or Fall, if you are planning to work on your landscaping, remember these tips.

Planting trees for efficiency:

Deciduous trees (trees that shed their leaves in winter) are best planted on the west or southwest side. There, they will provide shade in the summer, helping to cool the building. In the winter, the bare branches of these trees will let sunshine through to provide warmth.

Evergreen trees planted on the north and west can help shield outside walls from winds in winter. This can help reduce your heating costs.

How trees affect electrical service:

Tree limbs can short-circuit your electricity if they rub against your power lines. This may cause your lights to flicker or your digital clocks to stop. The best way to ensure your trees never rub on your lines is to do some simple planning before you plant.

Choosing trees:

Plant small trees at least 25 feet away from power lines. Flowering trees including dogwood, redbud, and crab-apple; small fruit trees; cedar.

Medium-size trees should be kept at least 40 feet away from power lines. Sugar maple, Norway maple, English oak.

Large trees should be kept at least 60 feet away from power

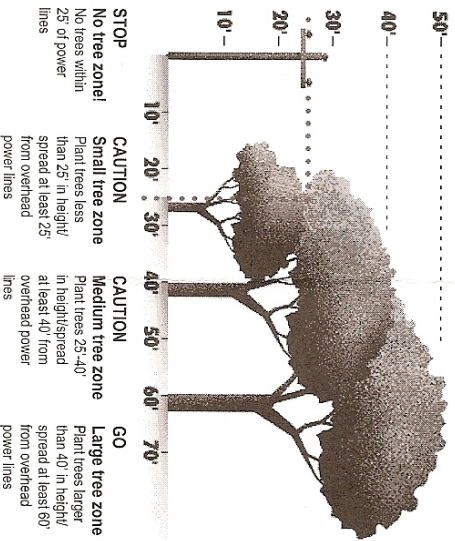
lines. Pine, pin oak; walnut; hickory; sweet gum; pecan.

Safety:

Before digging or planting, please locate your underground utilities by calling your state One Call system.

Missouri—800-DIG-RITE
Arkansas—800-482-8998
Kansas—800-DIG-SAFE
Oklahoma—800-522-OKIE

Cutting a power line can be deadly. Never trim tree limbs near power lines, call us first. Our linemen will be happy to come to your home to take down lines while you trim.



SERVICES YOU COUNT ON
www.empiredistrict.com

The Empire District Electric Company has an expansive vegetation management program designed to keep our system safely and reliably delivering electricity to our customers. Our crews will be performing scheduled vegetation maintenance on your trees in the near future.

Trees growing into power lines become one of the leading causes of power outages. Tree care professionals working for The Empire District Electric Company will be in your neighborhood trimming and/or removing trees that may interfere with our distribution lines.


All trees are pruned according to The Empire District Electric Company guidelines, which are based on recommendations by tree-care experts and organizations such as the National Arbor Day Foundation (arborday.org) and the International Society of Arboriculture (isa-arbor.org).

This important service will be provided, at no cost to you, by Wright Tree Service when our line clearance professionals are performing scheduled trimming work in your neighborhood.

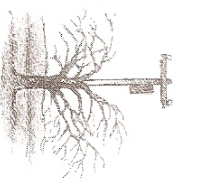
There are five types of vegetation management: Conventional Trimming, TGR, Mechanical Clearing, Herbicide Application, and Tree Removal. A check mark indicates that the inspector has determined that this method is best suited for all/part of the vegetation management occurring on your property.

It is our desire at The Empire District Electric Company to inform and discuss our vegetation management practices with property owners. If you have any questions or concerns, please call the number listed on the back of this brochure within the next 5 days.

CONVENTIONAL TRIMMING



Side Trim



V-Trim


Logs will be cut into firewood and stacked on the property unless otherwise indicated on Reply Card.

TREE GROWTH REGULATORS (TGR)


Tree Growth Regulators are products used by arborists to reduce growth in trees. Use of TGR enables Empire to maintain facilities free from limb obstructions for longer periods of time in a manner that is a health benefit to your tree. They limit growth above ground, causing unused energy to go to the root system resulting in a more balanced tree. TGR also helps to fight fungus in trees. For more information, please contact Empire at 800-206-2300 or visit our website at www.empiredistrict.com

MECHANICAL CLEARING

Trees/brush within the prescribed width will be managed by the machine(s) pictured below.



Mower/Shredder



Mechanical Trimmer

HERBICIDE APPLICATION

Herbicides can be used in a controlled and selective manner to focus just on those plants and trees that are problematic while promoting varying herbaceous, grass, and shrub species for cover and food sources to wildlife.

TREE REMOVAL

Trees identified on this property that need to be removed are listed in the following chart. These trees will be removed **free of charge** when Empire line clearance professionals are performing scheduled trimming work in your neighborhood. Stumps will be treated to eliminate regrowth. If permission is not granted for removal, the trees will be trimmed by one of the previous methods.



JOB # _____
CIRCUIT: _____
DATE: _____

- ☐ Conventional Trimming
- ☒ TGR
- ☐ Mechanical Clearing
- ☐ Herbicide Application
- ☐ Tree Removal
- ☐ Brush Removal (tree species < 6" diam.)

Additional Comments _____

Please fill out and sign the postage paid postcard below. Cut along the "cut line" and mail it back to us.

TREE & FIREWOOD REMOVAL CARD

☐ I am not the property owner. (Please provide the name and address of the property owner in the appropriate spaces below and return this card to us.)

Species	Count	Size	Comments

Limbs will be chipped and removed. Logs will be cut into firewood and stacked on the property unless otherwise indicated below.

☐ I wish to have firewood removed.

CIRCUIT # _____ JOB# _____
ADDRESS: _____
NAME: _____
TELEPHONE #: _____
As owner, I hereby grant permission to remove the trees.
SIGNATURE: _____
DATE: _____